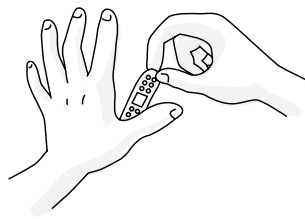
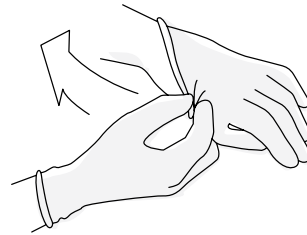


# How to fit and remove protective gloves

## Fitting gloves

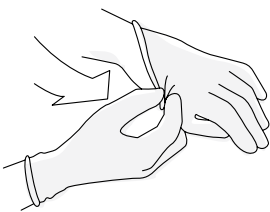


- Remove jewellery, cover abrasions, then wash and dry hands




- Fit gloves, adjusting at the cuffs

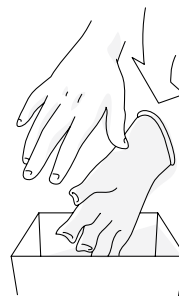
## Removing and disposing of gloves



- Remove by gripping at cuffs



- Immediately dispose of gloves in appropriate waste



- Wash hands

Replace gloves after contact with a person or infected area, or if the gloves become contaminated or damaged.

Wearing of gloves in some situations may be a practical measure to reduce the spread of infection, especially in health care environments or as a part of a cleaning regime.



**Australian Government**  
Department of Health and Ageing